



Math Virtual Learning

Early Education

Flower Garden Pattern

May 19, 2020




Pre-K Math
Lesson: 05/19/2020

Learning Target:
Students will learn to make patterns.


Let's Get Started:
Watch Video: [Pump Up the Pattern](#)

Practice:


Try to finish the patterns!



What comes after the
red circle?



What comes after the
purple car?



What comes after the star?

Activity:

Construction Pattern

Materials needed: Construction paper, scissor, glue

1. Cut out various shapes from construction paper and make a pattern.
2. Ask your child:
 - a. What is the pattern?
 - b. What comes next?
3. Have your child make their own pattern.
4. Ask them:
 - a. Tell me about your pattern.